

A. PAWELEK*, J. KUŚNIERZ*, Z. JASIEŃSKI*, Z. RANACHOWSKI**, J. BOGUCKA*

ACOUSTIC EMISSION AND THE PORTEVIN – LE CHÂTELIER EFFECT IN TENSILE TESTED Al ALLOYS BEFORE AND AFTER PROCESSING BY ACCUMULATIVE ROLL-BONDING (ARB) TECHNIQUE

EMISJA AKUSTYCZNA I EFEKT PORTEVIN – LE CHÂTELIER W STOPACH Al PODDANYCH PRÓBIE ROZCIĄGANIA PRZED I PO OBRÓBCE METODĄ WALCOWANIA PAKIETOWEGO ARB

The paper presents the investigations of the relation between the acoustic emission (AE) descriptors and the Portevin-Le Châtelier (PL) phenomena occurring in tensile tested two kinds of aluminium alloys: non-predeformed and predeformed earlier using the technique of accumulative rolling bonding (ARB). There have been found some correlations between AE and PL effects in non-predeformed alloys. The tensile tests for ARB predeformed alloys were performed on a series of samples of various degree of work hardening and it has been observed that the correlations between the AE and PL effects are not so pronounced as in the case of ARB not-predeformed alloys. It can also be mentioned that material processing using ARB causes circa two fold loss of AE event intensity in tested samples. The results of AE measurements are obtained using a new software which allowed additionally to carry out the spectral analysis of AE signals of low energy. This way the acoustic maps (acoustograms) and the spectral characteristics are determined which might be useful in the discussion of the relations between the non-homogeneous strain mechanisms of the PL effect and the mechanisms of AE events generation. The results are discussed in the context of the existing dislocation models of the PL effect and the theoretical concepts of AE sources.

Keywords: acoustic emission (AE), Portevin-Le Châtelier (PL) effect, dislocation strain mechanisms, nanocrystalline and/or ultra fine-grained structures, accumulative roll-bonding (ARB)

Artykuł prezentuje relację pomiędzy deskryptorami emisji akustycznej (EA) i efektem Portevin-Le Châtelier (PL) w stopach aluminium typu PA2 przed i po obróbce metodą ARB (Accumulative Roll-Bonding). W próbkach przed obróbką metodą ARB zaobserwowano korelacje pomiędzy zmianami gęstości zdarzeń w sygnale EA a efektem PL charakteryzującym się nierównomiernym przebiegiem krzywej naprężenie-odkształcenie. Próby rozciągania przed i po obróbce metodą ARB wykazały, że w tym ostatnim przypadku związek pomiędzy aktywnością sygnałów EA i efektem ARB jest słabszy. Prezentowane wyniki sugerują że obróbka próbek metodą ARB skutkuje około dwukrotnym spadkiem gęstości zliczeń EA w badanym materiale. Do analizy zarejestrowanego sygnału EA zastosowano nowe oprogramowanie które umożliwiło wygenerowanie map akustycznych (akustogramów) i charakterystyk częstotliwościowych rejestrowanych sygnałów o niskiej energii, co może być przydatne w badaniu relacji pomiędzy mechanizmami niejednorodnego odkształcenia związanego z efektem PL, a generowanymi sygnałami EA. Otrzymane wyniki zostały omówione w kontekście współczesnych dyslokacyjnych opisów efektu PL i modeli teoretycznych źródeł EA.

1. Introduction

The methods of intensive deformation are more and more widely applied to obtain the refinement of the microstructure and to produce ultra-fine grained (nanocrystalline) microstructure leading to the increase of mechanical strength and ductility of the processed material. Such methods allow also to obtain bulk samples of metals, ready for further treatment. This refers in partic-

ular to the method of pack rolling with bonding, i.e. the so-called accumulative roll-bonding (ARB) [1,2].

The aim of the study is the application and analysis of the ARB method in connection with the investigations of the relations between the behaviour of acoustic emission (AE) and the course of the phenomenon of the Portevin – Le Châtelier (PL) non-homogeneous deformation in Al alloys of PA2 type before and after ARB treatment. Moreover, to our knowledge, there are no reports available in literature on the relation between the

* INSTYTUT OF METALLURGY AND MATERIALS SCIENCES, POLISH ACADEMY OF SCIENCES, 30-059 KRAKÓW, 25 REYMONTA STR., POLAND

** INTITUTE OF FUNDAMENTAL TECHNOLOGICAL RESEARCH, POLISH ACADEMY OF SCIENCES, 00-049 WARSZAWA, 21 ŚWIĘTOKRZYSKA STR. POLAND

PL and AE effects in ultra fine-grained (nanocrystalline) alloys. There exist some parameters characteristic of the PL effect. Two of them: the critical strain ϵ_c and the waiting time t_w sufficiently characterize the sense of the phenomenon (see e.g. [3]). The waiting time t_w informs how long the dislocations must wait to obtain the activation energy Q in order to overcome the obstacles on the path of their motion. Its magnitude is contained in the know formula of Orowan for the strain rate: $\dot{\epsilon} = b\rho L/(t_w + t_f)$, where b – magnitude of the Burgers vector of dislocation, ρ – density of the mobile dislocations, and t_f – flying time, i.e. the time of the dislocation passage at the distance L between the obstacles, e.g. forest dislocations in the case of metals of FCC structure. The PL effect begins when the strain reaches the critical value ϵ_c , i.e. when the waiting time t_w attains the value of the aging time t_a . Then all the dislocation sources are efficiently blocked by Cottrell atmospheres. Then the relation $t_w \gg t_f$ is satisfied and the strain rate satisfies the relation: $\dot{\epsilon} = b\rho L/t_w = \dot{\epsilon}_o \exp(-Q/kT)$, where $\dot{\epsilon}_o$ – material constant, k – Boltzmann constant, T – absolute temperature, Q – activation energy.

2. Experimental procedure

Figure 1 shows the scheme of the ARB technique. Purified and degreased surfaces of two sheet plates are folded and fastened, next heated and rolled to the reduc-

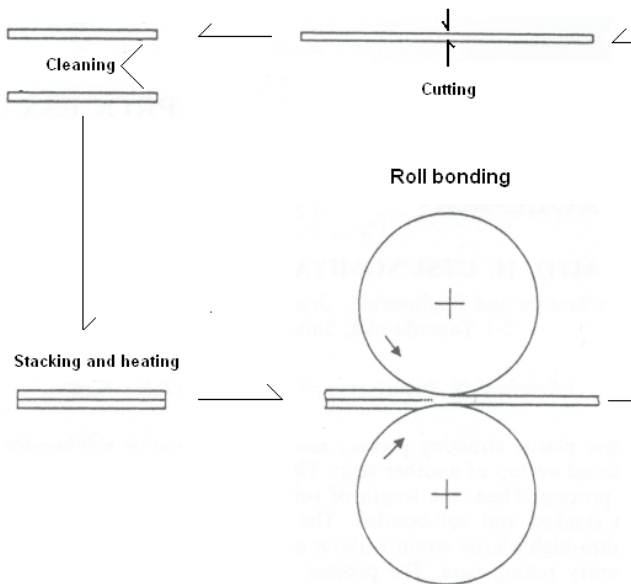


Fig. 1. Scheme of the accumulative rolling (ARB) process

tion $z=50\%$. The sheet obtained after rolling is cut into halves and subjected to the same procedure as before. The procedure may be repeated several times. For example a sheet plate with the thickness g_o , subjected to rolling in succession n time to the reduction $z=50\%$, i.e.

after n passes, will have the thickness $g_n = g_o/2^n$, and the total reduction will be equal to $z_n = 1 - g_n/g_o = 1 - 1/2^n$.

The tensile tests were carried out with plane specimens using the standard INSTRON-6025 type machine. In each test the rate of the traverse of the testing machine was 2 mm/min. The two identical series, assigned also for the test of the repeatability of the measurements results, each of six specimens, after $n=1, 2, 3, 4, 5$ and 6 passes of ARB process were examined using the compression test and the AE method. Each specimen was of the gauge length $l_0=90$ mm (overall length $l_c=105$ mm), $b_0=20$ mm width and $a_0=3.50$ mm thickness.

For each tested sample, simultaneously with the measurement of the external tensile force, the basic AE parameters, i.e. the single AE events, their energy and duration were continuously detected. Other important parameters of a new type of AE measuring system were: total amplification 70 dB, threshold voltage 0.5 V. The broad-band piezoelectric sensor was arranged to register the AE waveforms within the range from 5 to 1000 kHz; for more details about many other possibilities of a new AE analyser see also our other papers [3-5].

3. Results and discussion

The paper presents selected results of the first investigations of the relations between the mechanical properties, mainly such as strength and the strain mechanisms

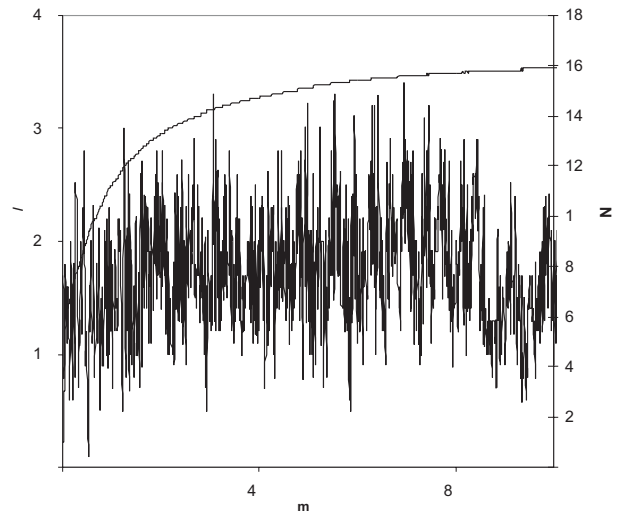


Fig. 2. Correlations between the AE behaviour and the course of force during the PL effect in a tensile test of PA2 alloy before the application of ARB operation

and the AE signals generated in a tensile test of aluminium alloys of PA2 type before and after ARB process. In Fig.2 it is shown that there appear essential correlations between the AE and the PL effects in non-predeformed alloys. On the other hand, in case of alloys, predeformed

by the ARB method, the tensile tests were carried out on six samples with various reductions obtained after successive passes, numbered from $n = 1$ to $n = 6$. The tensile curves in the version: force – time, are shown in Fig.3, the number of passes is labelled in the picture as X 1, X 2... and so far. On the basis of the other results [6], not presented here, obtained for identical samples but of smaller dimensions and subjected to ARB operation from $n = 1$ to $n = 10$, it has been observed that the maximum plasticity occurs in samples obtained after the passes $n = 5$ and $n = 6$.

Figures 4 and 5 show the behaviour the force and AE parameters during tension of PA2 alloy obtained after $n = 3$ and $n = 6$ passes of ARB. It can be seen that the correlations between the PL and AE effects continue to occur: to the peaks of the rate of AE events there correspond local drops of force (although at this scale not very well visible), characteristic for the PL effect. The AE event intensity presented in the figures mentioned above is two fold reduced when comparing with that presented in Fig.2. Also the values of the local drops of force are no longer so distinct as in the case of non-predeformed samples (*vide* Fig.2). Thus, it can be said that both the PL and the AE effects in samples of more refined grain size (nanocrystalline) show the tendency to disappearing.

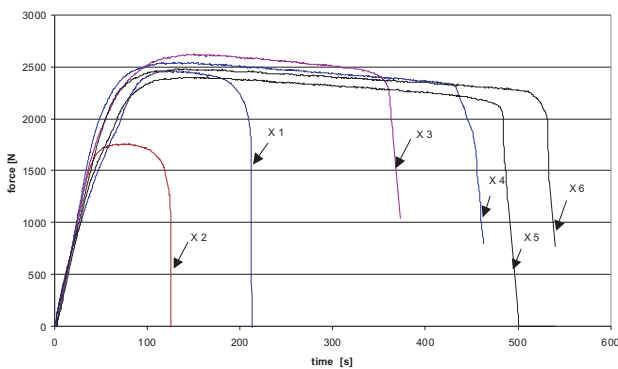


Fig. 3. Tensile curves in the force-time version for PA2 alloys obtained after $n = 1$ to $n = 6$ passes by means of the ARB method

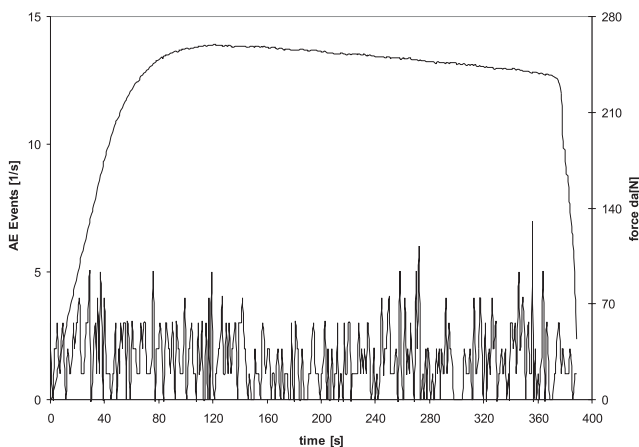


Fig. 4. Correlations between AE behaviour and the course of force

during the PL effect in a tensile test of PA2 alloy predeformed by $n = 3$ passes of the ARB method

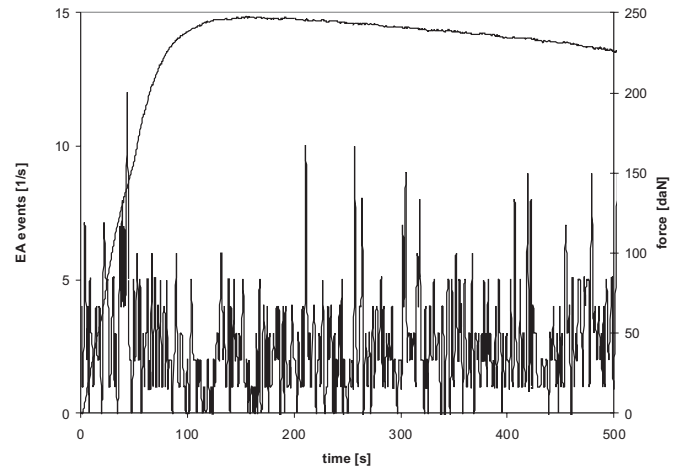


Fig. 5. Correlations between AE behaviour and the course of force during the PL effect in a tensile test of PA2 alloy predeformed by $n = 6$ passes of the ARB method

Due to application of modern software there has been also carried out the spectral analysis of AE signals of low energy enabling the preparation of acoustic maps (acoustograms). Figure 6 shows, as an example, such an acoustogram for the sample after $n = 6$ passes by the ARB method. It should be especially noticed that it is clearly shown here that the correlations between the PL and AE effects occur in the frequency range of AE signals above 17 kHz (except the line at about 300s), which seems to be a very characteristic, never noticed earlier, feature of the PL effect. In all other cases examined so far by the authors (mono- and polycrystalline metals, alloys and composites) in which the PL effect does not appear, the discussed frequency range is considerably lower – most often below 8 kHz.

Most of the models of PL effect (e.g. [7-9]) are of phenomenological character and none of them explain clearly the physical mechanisms of the formation and propagation of the related deformation bands and which would be coherent with the models of the sources of AE.

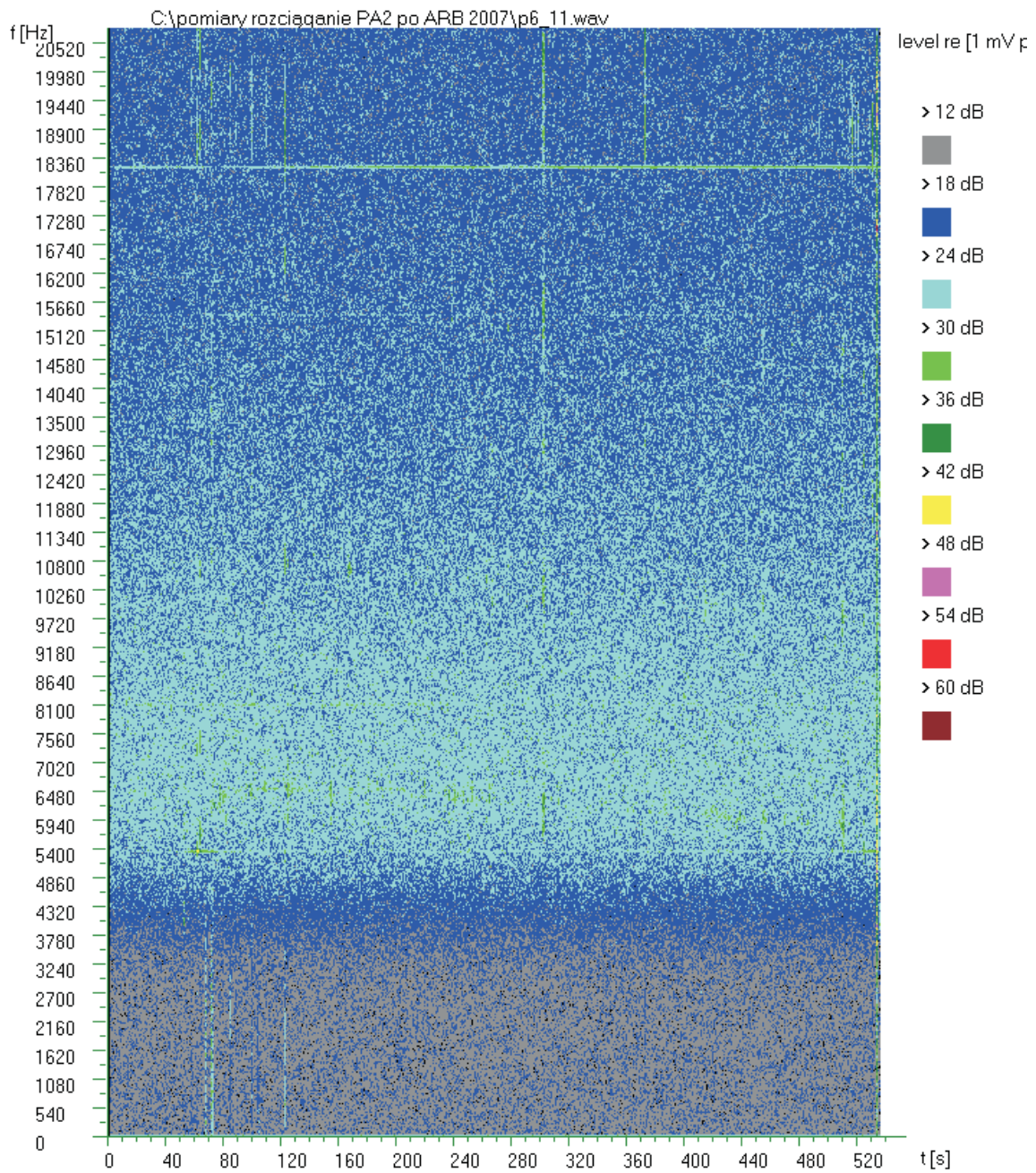


Fig. 6. Acoustic map of AE signals of low energy generated during tension test of PA2 alloy after 6 repetitions of ARB operation

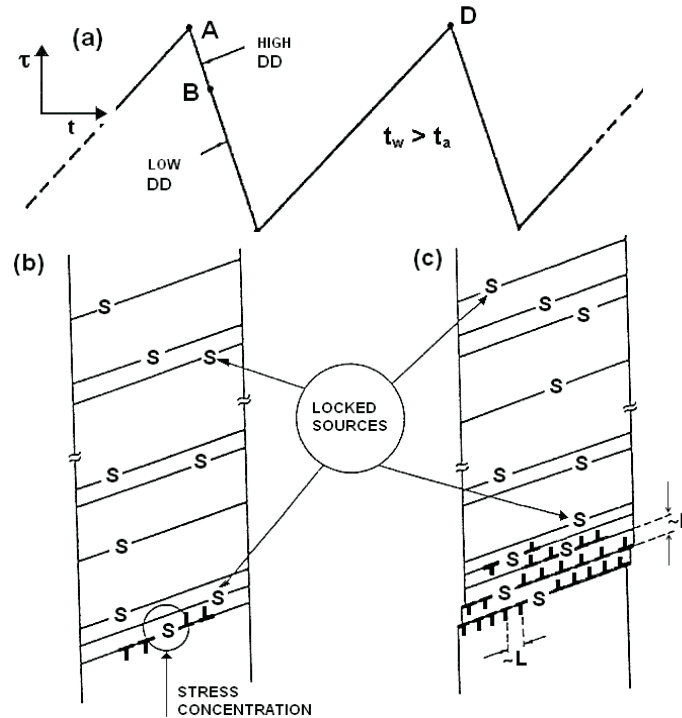


Fig. 7. Simple DD model of the PL effect [11]: (a) – jump-like drop of force, (b) – localization and nucleation of a slip band and (c) – propagation of a slip band

The presented results are briefly discussed below in the context of the dislocation models of the PL effect reported in literature (e.g. [10,11]) and the theoretical concepts concerning the source of AE generation during plastic deformation of metals (e.g. [3,12]). In accordance with a simple dislocation-dynamic (DD) model of the PL effect [11], each local drop of the external force on the work-hardening curve (Fig.7a) is connected with unlocking of the dislocation sources in a certain localized area of the sample. The consequence is the formation of a slip band (Fig.7b) which continues to propagate (Fig.7c) along the direction parallel to the tensile axis. The strain rate in the slip band $\dot{\epsilon}_d$ is now greater than the rate of the homogeneous strain $\dot{\epsilon}$ due to the high dislocation dynamics (DD). Accordingly, on force-time curve a local drop must occur (Fig.7a), since, according to the known equation of Penning: $K^{-1}d\tau/dt + \dot{\epsilon}_d = \dot{\epsilon}$, there occurs the relation $dtdt < 0$ for $\dot{\epsilon}_d > \dot{\epsilon}$; K – coefficient of rigidity of the system: machine – sample. When the waiting time t_w attains again the value of the aging time t_a , then the dislocation sources are again blocked and the process of sources unlocking is repeated.

Simultaneously with the above process there takes place the generation of AE events both due to the acceleration as well as annihilation of dislocations. Dislocations generated from the Frank-Read (FR) sources may attain very great accelerations resulting from the interactions of the dislocation-dislocation type. However, there are

more reports (see e.g. in [3]) maintain that the contribution to AE signals due to annihilation is considerably higher than that resulting from acceleration. Moreover, the contribution from the annihilation of the dislocation segments when the dislocation loops are bearing off from the FR source is intensified and dominated by the processes of the surface annihilation of dislocations, such as it takes place e.g. in the case of the formation of dislocation steps on the sample surface due to the formation of slip lines and slip bands or the shear microbands. This observation is in accordance with the results obtained by other authors [13], who have clearly demonstrated the strong influence of the surface on the phenomenon of acoustic emission during plastic deformation of metals.

4. Conclusions

1. PL and AE effects in ultra fine-grained (nanocrystalline) alloys show the tendency to disappear with increasing rate of grain size reduction.
2. Correlations between the PL and AE effects occur as exceptions in the frequency range above 17 kHz, whereas in metals do not show the PL effect the correlations between the force drop and AE effects occur in a lower range – usually below 8kHz.
3. Correlations between the PL and AE effects can be explained on the basis of a simple dislocation-dynamic model of the PL effect.

Acknowledgements

The study was financially supported from the research project of the Polish Committee for Scientific Research No 3 T08A 032 28 as well as the part of the research project of the Polish Ministry of Science and higher Education No N507 056 31/128.

REFERENCES

- [1] X. Huang, N. Tsuji, N. Hansen, Y. Minamimoto, Microtexture of lamellar structure in Al heavily deformed by accumulative roll-bonding. *Mat. Sci. Forum* **408-412**, 715-720 (2002).
- [2] J. Kuśnierz, J. Bogucka, Accumulative roll-bonding (ARB) of Al 99.8%, *Archives of Metallurgy and Materials* **50**, 219-230 (2005).
- [3] A. Pawełek, Dislocation aspects of acoustic emission in plastic deformation processes of metals, Aleksander Krupkowski Institute of Metallurgy and Materials Science, Polish Academy of Sciences, Ed. OREKOP s.c., Kraków (2006).
- [4] Z. Ranachowski, A. Piątkowski, A. Pawełek, Z. Jasieński, Spectral analysis of acoustic emission signals generated by twinning and shear band formation in silver single crystals subjected to channel-die compression tests, *Archives of Acoustics* **31**, 91-97 (2006).
- [5] A. Pawełek, Z. Ranachowski, A. Piątkowski, S. Kúdela, Z. Jasieński, S. Kúdela jr, Acoustic emission and strain mechanisms during compression at elevated temperature of β phase Mg-Li-Al composites reinforced with ceramic fibres, *Archives of Metallurgy and Materials* **52**, 41-48 (2007).
- [6] J. Bogucka, J. Kuśnierz, Changes in plasticity of AlMg2 alloy deformed by accumulative roll bonding (ARB) method, SOTAMA'2007, September, Kraków 2007.
- [7] A. van den Beukel, Theory of the Effect of Dynamic Strain Aging on Mechanical Properties, *Phys. Stat. Sol. (a)* **30**, 197-206 (1975).
- [8] R. Král, P. Lukáč, Modelling of strain hardening and its relation to the onset of Portevin-Le Chatelier effect in Al-Mg alloys, *Mat. Sci. Eng.* **A234-236**, 786-789 (1997).
- [9] R. Onodera, T. Morikawa, K. Higushida, Computer simulation of Portevin-Le Chatelier effect based on strain softening model, *Mat. Sci. Eng.* **A234-236**, 533-536 (1997).
- [10] R. Pascual, Acoustic emission and dislocation multiplication during serrated flow of an aluminium alloy, *Scripta metall.* **8**, 1461-1466 (1974).
- [11] A. Pawełek, On the Dislocation-Dynamic Theory of the Portevin-Le Chatelier Effect, *Z. Metallkde* **80**, 614-618 (1989).
- [12] A. Pawełek, A. Piątkowski, Z. Jasieński, S. Pilecki, Acoustic Emission and Strain Localization in FCC Single Crystals Compressed in Channel-Die at Low Temperature. *Z. Metallkde* **92**, 376-381 (2001).
- [13] D. Merson, M. Nadtochiy, V. Patlan, A. Vinogradov, K. Kitagawa, On the role of free surface in acoustic emission, *Mater. Sci. Eng.* **A234-236**, 587-590 (1997).